


# ROFIN-SINAR Technologies Inc.

## Investor Presentation

Nasdaq RSTI | US 7750431022  
WKN 902757

Fiscal Year 2010 - 1<sup>st</sup> Quarter



## **„Safe Harbor“ Statement Under the Private Security Litigation Reform Act**

During the course of this presentation, we will make projections or other forward-looking statements regarding future events or the future financial performance of the Company. We wish to caution you that such statements reflect only our current expectations, and that actual events or results may differ materially.

We refer you to the risk factors and cautionary language contained in the documents that the Company files from time to time with the Securities and Exchange Commission, including the Company's Annual Report on Form 10-K for our last fiscal year ended September 30, 2009. Such documents contain and identify important factors that could cause our actual results to differ materially from those contained in our projections or forward-looking statements.

We undertake no obligation to update such projections or such forward-looking statements in the future.

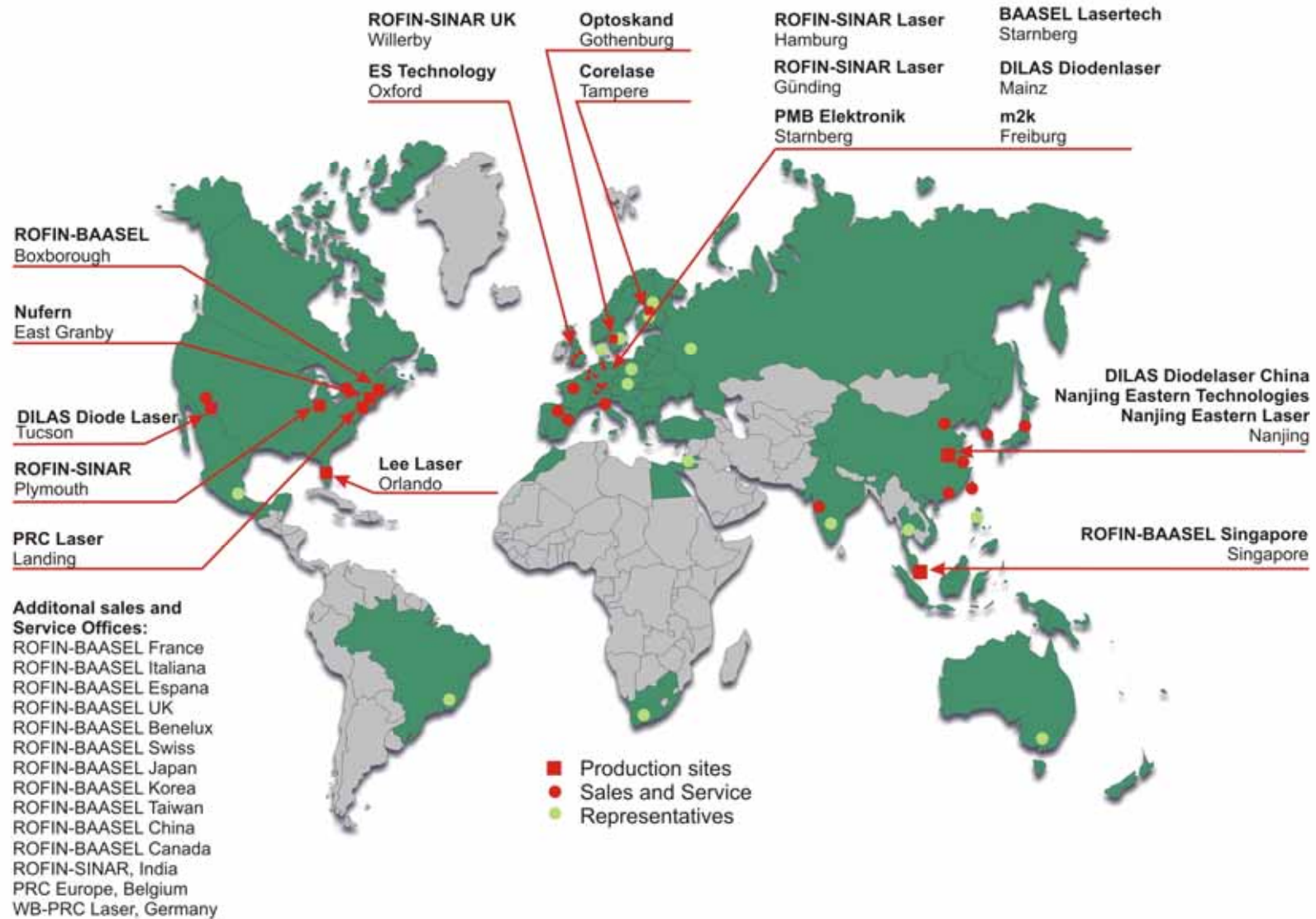
**rofin** *is a global leader in the design, manufacture and marketing of industrial lasers and laser-based products used in material processing applications*

- Headquartered in Plymouth, MI (USA) and Hamburg (Germany)
- Sales: FY 2010/Q1: \$93.0 million (FY 2009/Q1: \$107.0 million)  
FY 2009: \$349.6 million (FY 2008: \$575.3 million)
- Worldwide > 1,700 employees
- Over 3,000 customers worldwide
- Installed base of over 33,000 laser units
- Revenues with service & spare parts > 25% of revenues

# Worldwide Production, Sales & Service Network



Company



## Technologies



### Gas lasers:

CO<sub>2</sub> lasers



### Solid-state lasers:

Lamp and diode-pumped lasers

Fiber lasers



### Semiconductor lasers:

Diode lasers

## Primary Markets



Machine tool

} 46%



Automotive & Sub-Suppliers

} 4%



Consumer electronics



Photovoltaics

} 16%



Semiconductor



Medical device industry



Flexible packaging

} 34%



Jewelry



Others

% of laser sales FY10/Q1

Company

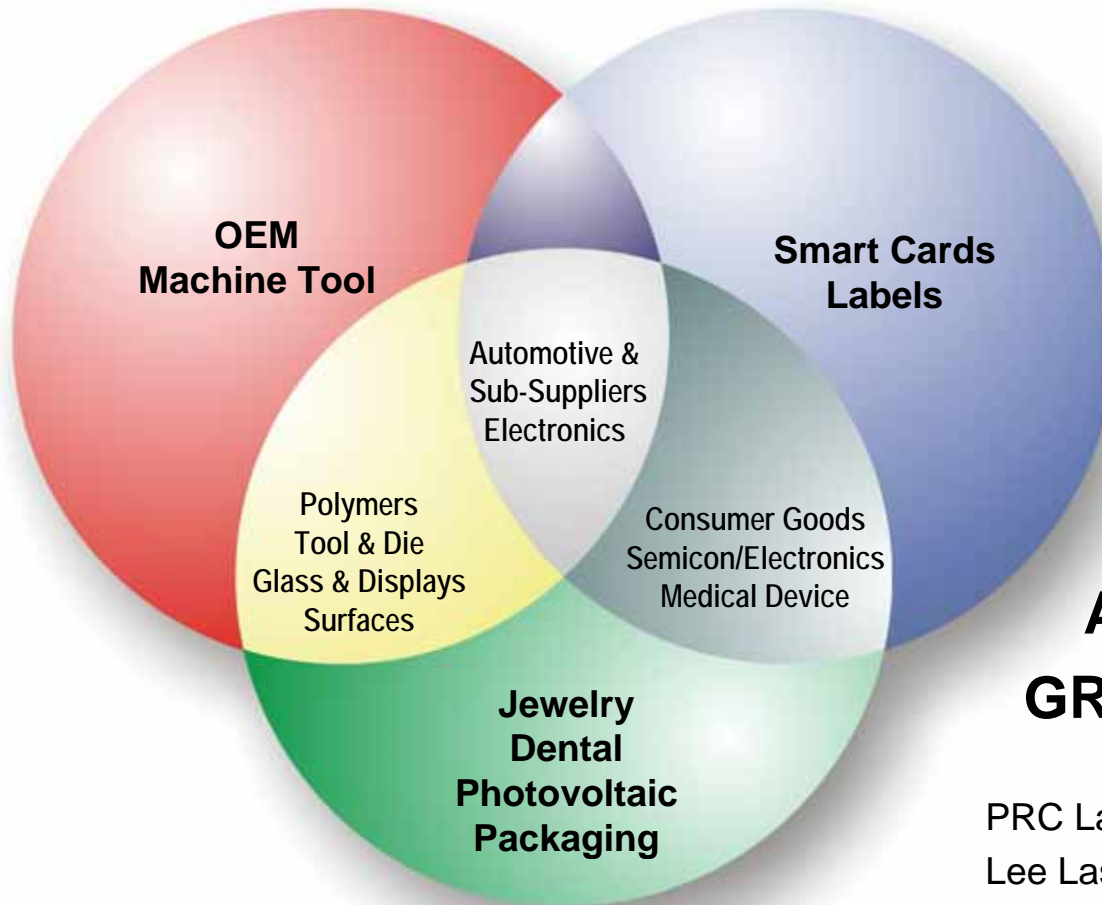
## ROFIN BRAND

### MACRO

Cutting  
Welding  
Surface Treatment

### MARKING

Vector-Marking  
Dot-Matrix-Marking



### MICRO

Fine Cutting  
Fine Welding  
Micro Structuring  
Perforating

## ADDITIONAL GROUP BRANDS

PRC Laser  
Lee Laser

CO<sub>2</sub> laser sources  
Laser sources

## ADDITIONAL GROUP BRANDS

### Laser diodes, diode technology

**DILAS**  
The diode laser company.



**m2k Laser**  
High-Brightness Diode-Lasers



#### Primary markets

Avionics / Aerospace  
Defense  
Image Recording  
Instrumentation  
Industrial  
Laser Industry  
Medical

Spectroscopy  
Laser Industry  
Medical  
Industrial  
Scientific

### Fibers, fiber laser technology

**NUFERN**



**CORELASE**  
Industrial Solutions  
for Material Processing



#### Primary markets

Avionics / Aerospace  
Defense  
Industrial  
Laser Industry  
Medical  
Scientific

Industrial  
Laser Industry

### Optics, beam deliveries, power supplies

**optoskand**  
High Power Laser Optics and Fibers



**pmb**  
Power Supplies



#### Primary markets

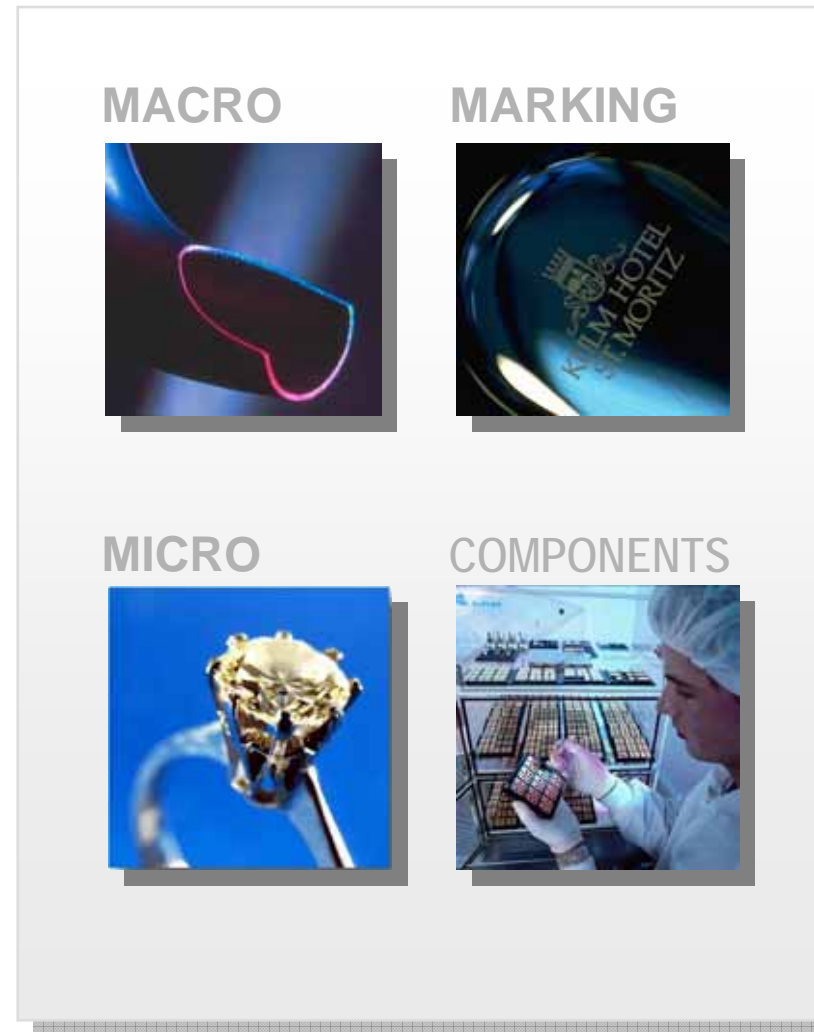
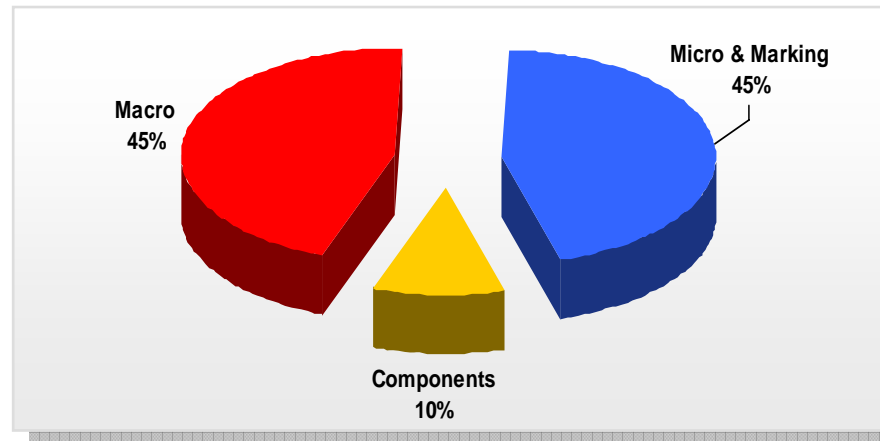
Laser Industry  
Mainly high-power  
laser manufacturers

Laser Industry  
Mainly CO<sub>2</sub>  
laser  
manufacturers

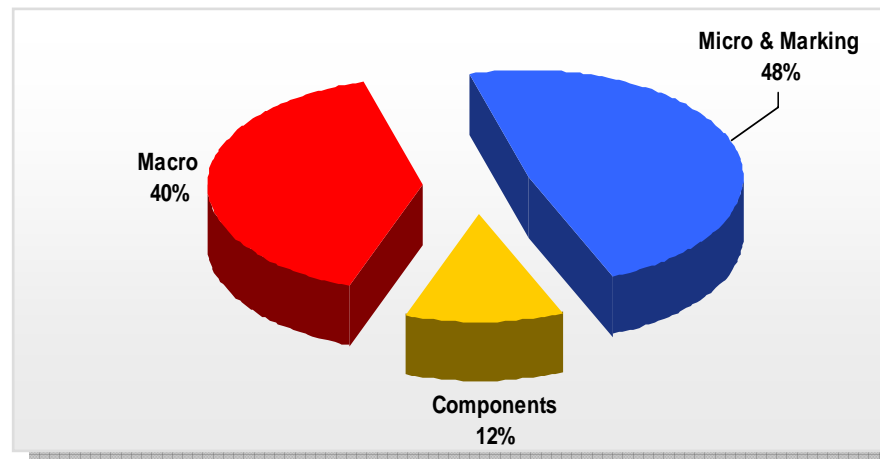
# Revenue Split - Applications

Financials

Revenue FY 2010/Q1: US\$ 93.0 million



Revenue FY 2009: US\$ 349.6 million



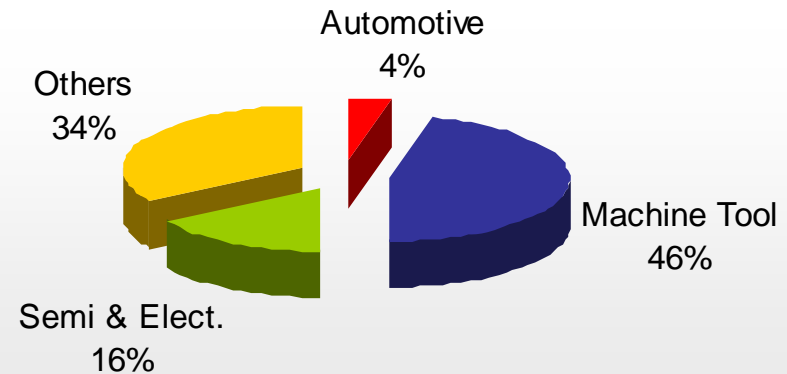
# Revenue Split - Industries

Financials

**Total Revenue FY 2010/Q1: US\$ 93.0 million**

**Laser relevant sales: US\$ 51.6 million**

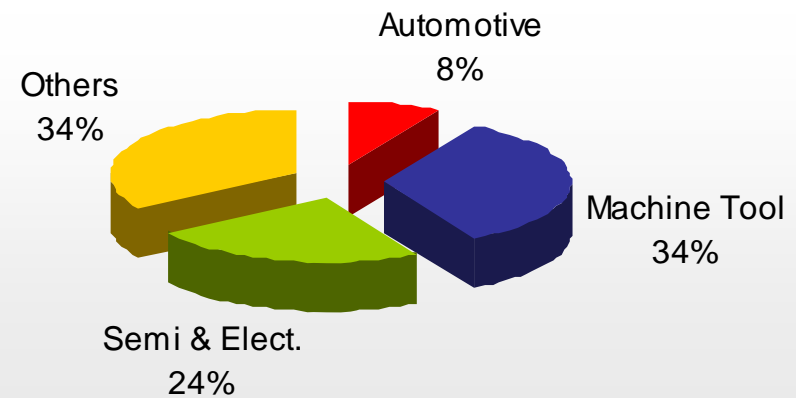
**Thereof:**



**Total Revenue FY 2009: US\$ 349.6**

**Laser relevant sales: US\$ 201.8 million**

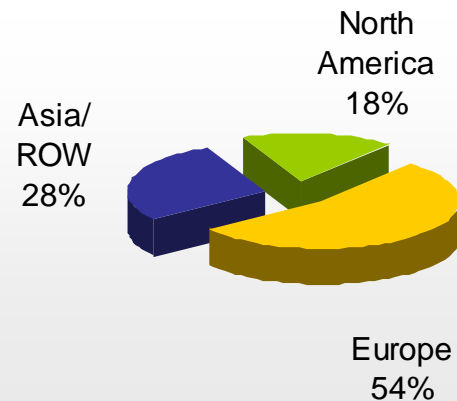
**Thereof:**



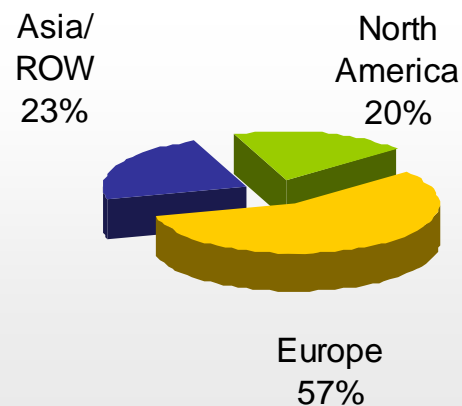
# Revenue Split - Regions

Financials

## Revenue FY 2010/Q1: US\$ 93.0 million



## Revenue FY 2009: US\$ 349.6 million



## Local Presence – Global Success

- **≈ 20 production facilities in North America, Europe and Asia**
- **Customer service support in 50 countries**
- **Approximately 130 sales engineers and 345 customer service personnel**
- **Regional and industry specialized sales engineers**

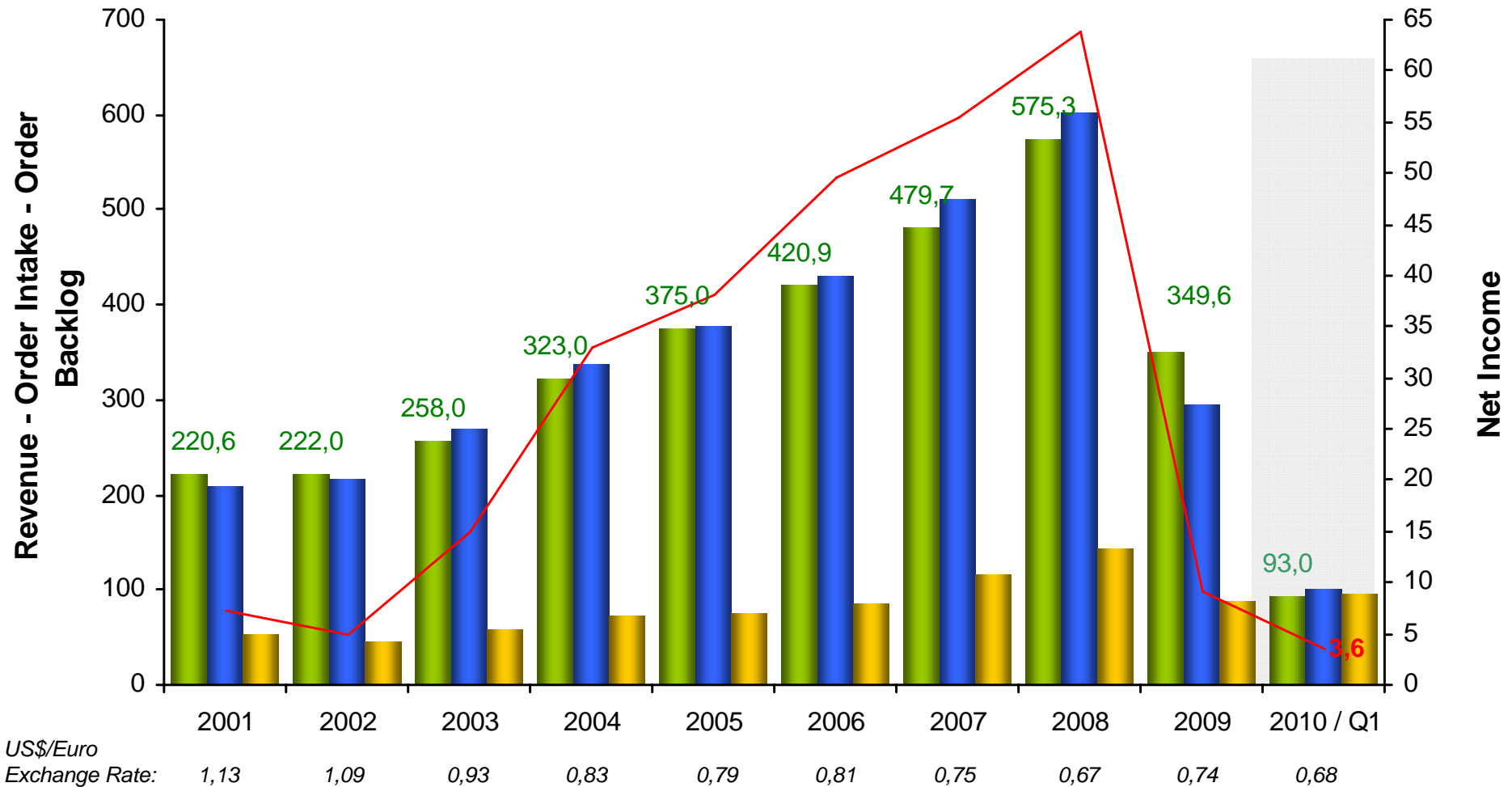
# Key Financials – Historical Overview



Financials

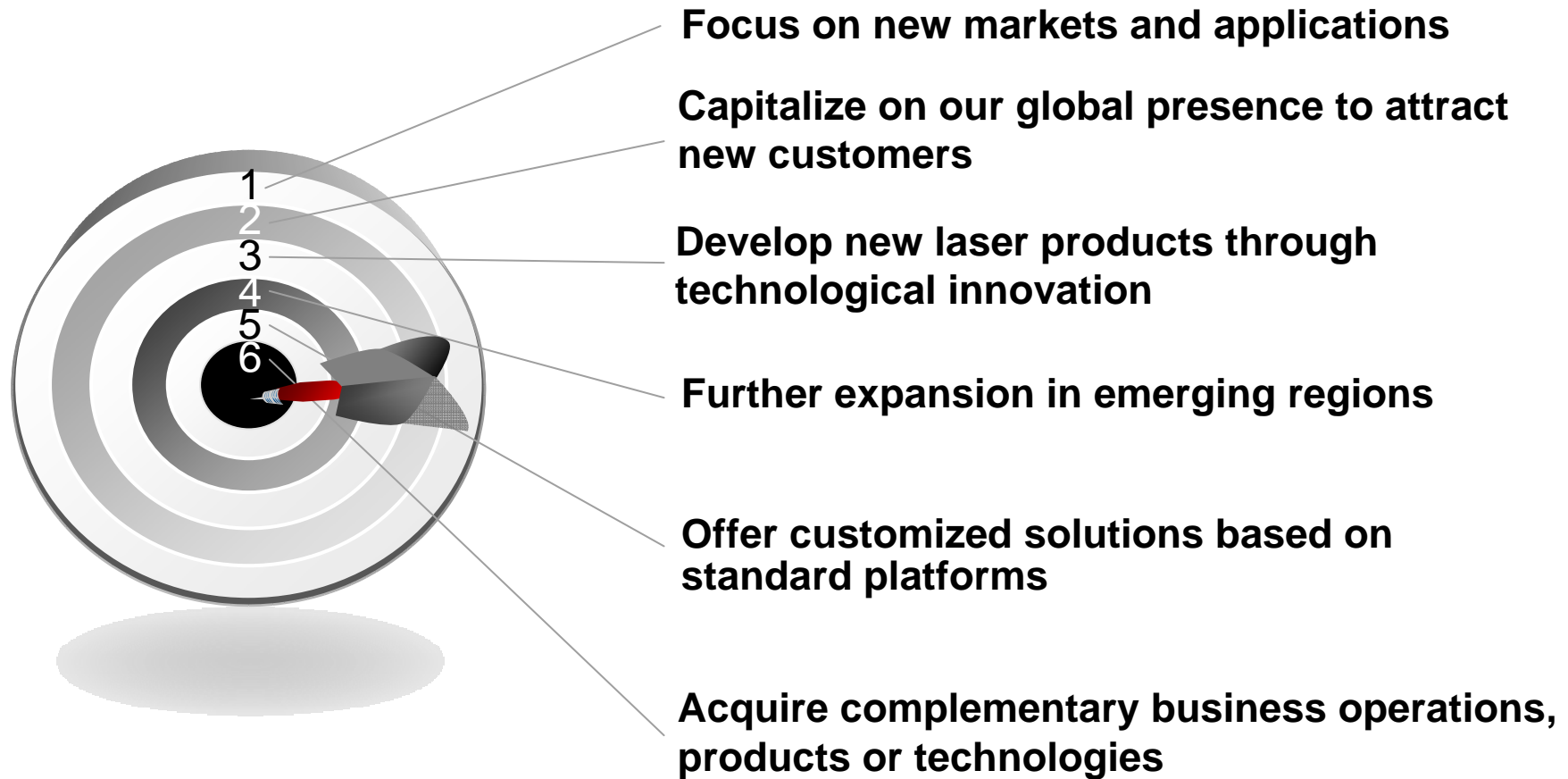
(Mio. US\$)

■ Revenue      ■ Order Intake  
■ Order Backlog      — Net Income





## Key Items




# Common Stock



Common Stock

## ROFIN's Common Stock

Nasdaq:	since 1996 "RSTI"
Frankfurt Stock Exchange:	since July 2001 ISIN: US7750431022
Indices:	 Russell 2000, TecDax (3/2004 - 3/2010)
Shares O/S (diluted, after split):	~ 29.4 million (3M/FY2010)
Freefloat:	~ 100%
Share distribution:	~ 90% USA, ~ 10% Europe
Fiscal year ends Sept. 30	

### Earnings results 2<sup>nd</sup> quarter FY 2010:



ROFIN-SINAR Technologies Inc.  
c/o ROFIN-SINAR Laser GmbH  
Berzeliusstrasse 87  
22113 Hamburg, Germany

**May 6, 2010**

#### Investor Relations Contact:

Katharina Manok  
Tel.: ++49-40-73363-4256  
Fax: ++49-40-73363-4138  
email: [ir@rofin.com](mailto:ir@rofin.com)

[www.rofin.com](http://www.rofin.com)

# Product Portfolio



Appendix

## CO<sub>2</sub> Laser Sources



Sealed-Off Laser  
100 - 600 W



Diffusion-Cooled CO<sub>2</sub>-Laser  
1,000 – 8,000 W



Fast-Axial-Flow CO<sub>2</sub>-Laser  
1,000 – 8,000 W



StarShape CO<sub>2</sub>

## Diode Lasers



High-Power Diode Laser  
700 - 3,600 W



Low-Power Diode Laser  
120 - 400 W

## CO<sub>2</sub> Laser Systems



Remote Welding System



Profile Welding System



Laser Perforation System



CO<sub>2</sub> Laser Marking System



Multiscan Marker

## Diode Lasers Systems













Fiber-Coupled Diode Laser System



Direct Beam Diode Laser System

## Solid-State Laser Sources

									
Disc Laser 750 - 3,000 W	Q-Switched Laser 500 - 1,000 W	High-Power Fiber Laser 1,000 - 2,000 W	StarFiber 100 – 600 W	StarShape Nd:YAG Laser 100 – 600 W	StarPulse Laser 40 – 500 W	StarCut Laser 18 – 150 W	„Green“ Nd:YAG Laser	Diode-End-Pumped Lasers	Picosecond Fiber Laser

## Solid-State Laser Systems

							
Stent Cutting System	Manual Welding Laser	Manual Welding Laser	CUBE Workstation (Cutting, Welding, Marking)	Precision Laser Marker	Diode-Pumped Laser Marker	Fiber Laser Marker	Desktop Marker

# Company History - Milestones

Appendix

- 1975** - Founding of Rofin-Sinar Laser
- 1987** - Acquired by Siemens
- 1988** - Acquisition of Spectra Physic's Industrial Laser Division in the US
- 1989** - Acquisition of Laser-Optronic in Germany (laser marking systems)
- 1996** - Spun off from Siemens (IPO on Nasdaq Stock Exchange)
- 1997** - Acquisition of Dilas Diodenlaser, Germany
- 1998** - Acquisition of Palomar Technology UK (today Rofin-Sinar UK)
- 2000** - Acquisition of Carl Baasel Lasertechnik, Germany
- 2001** - Acquisition of Z-Laser S.A., Spain
- 2001** - Secondary listing at the Frankfurt Stock Exchange (TecDAX since 2004)
- 2002** - Expansion in Asia; Founded subsidiaries in Taiwan and Korea
- 2004** - Acquisition of Optoskand, Sweden
- 2004** - Secondary offering of 2.86 Mio shares at \$28
- 2004** - Acquisition of PRC and Lee Laser, USA
- 2005** - Founded subsidiaries in China, Canada and USA (Dilas Diode Laser, Inc.)
- 2007** - Acquisition of Corelase Oy, m2k-laser GmbH, ES Technology
- 2008** - Acquisition of Nufern, USA (fibers and fiber laser technology)
- 2008** - Foundation of ROFIN-BAASEL Swiss AG
- 2008** - Formed Nanjing Eastern Technologies and Dilas Diodelaser China
- 2009** - Closed acquisition of China-based NELC